



SPSS PRODUCT GUIDE



Fuji Electronic Industrial Co., Ltd

Special Equipment Series

Ultra-high Vacuum Material Synthesis System

This system features an ultra-high vacuum chamber designed for a broad range of experiments and material synthesis (CVD, sputtering, molecular beam, etc.) in vacuum.

Ultra-high vacuum chamber for molecular beam experimentation.

The metallic shield makes possible high-temperature baking.

Degree of vacuum achieved: $\times 10^{-6}$ Pa

Quadrupole mass spectrometer can be mounted on the system.




Shock Compaction Material Synthesis System

This system utilizes the energy of explosive combustion gas or gas pressure. Ideal for the observation and experimentation on objects moving at high speed and materials synthesis applying the impact pressure of collisions after acceleration, etc.

High-speed moving objects experimentation System

Application examples: Ultra-high impact pressure generating system, dynamic ultra-high pressure material synthesis system, high-acceleration test system.



SPS System with Atmospheric Control by Glove Box

The system ensures to treat for whole SPS process, such as comminution, mixture, preparation, weighing, filling of powders, and takeoff the sintered compact in the inert gas atmosphere below 1 ppm of oxygen/moisture concentration. This glove box system is effective for the materials previously considered impossible to be sintered such as thermoelectric semiconductors, rare-earth magnetic materials, superconductive materials, etc.



SPS Division, Kawasaki Office
302 Ohmiya Miyazakidai Bild. 2-10-9
Miyazaki Miyamaeku, Kawasaki, Kanagawa
216-0033 JAPAN
TEL : (+81) 44-862-7311 FAX : (+81) 44-855-2262



Fuji Electronic Industrial Co., Ltd

Standard Models for Production and Research



Type		Medium/Large systems						
Model name		SPS-5.40MK-IV	SPS-5.40MK-VI	SPS-7.40MK-V	SPS-8.40MK-VII	SPS-9.40MK-VII	SPS-9.40MK-VIII	SPS-10.40MK-VIII
Major Specifications	Max sintering pressure kN	500 { 51 tonf }		1MN {102 tonf }	1.5MN {153 tonf }	3MN {306 tonf }	3MN {306 tonf }	5MN {510 tonf }
	z-axis stroke (open height) mm	300 (350)	300 (350)	300 (350)	300 (350)	350 (600)	350 (600)	350 (850)
	Max. pulse current output A	8000	15000	10000	20000	20000	30000	30000
	Main machine dimensions (W×D×H) mm	1250×1350×2670	1250×1350×2670	1350×1300×2670	1400×1480×3370	1650×1650×4000	1650×1650×4000	2200×1740×4220
	Main machine weight kg	5500	5500	6500	9800	16500	16500	51000

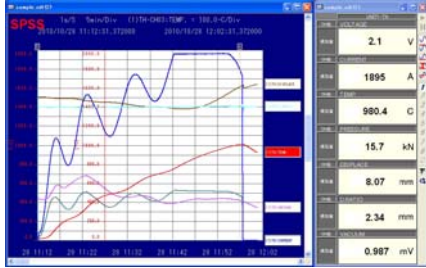
※ The above photographs include optional equipment.



Type		Medium/Large systems						
Model name		SPS-5.40MK-IV	SPS-5.40MK-VI	SPS-7.40MK-V	SPS-8.40MK-VII	SPS-9.40MK-VII	SPS-9.40MK-VIII	SPS-10.40MK-VIII
Major Specifications	Max. sintering pressure kN	500 { 51 tonf }		1MN {102 tonf }	1.5MN {153 tonf }	3MN {306 tonf }	3MN {306 tonf }	5MN {510 tonf }
	z-axis stroke (open height) mm	300 (350)	300 (350)	300 (350)	300 (350)	350 (600)	350 (600)	350 (850)
	Max. pulse current output A	8000	15000	10000	20000	20000	30000	30000
	Main machine dimensions (W×D×H) mm	1250×1350×2670	1250×1350×2670	1350×1300×2670	1400×1490×3370	1650×1650×4000	1650×1650×4000	2200×1740×4220
	Main machine weight kg	5500	5500	6500	9800	16500	16500	51000

※ The above photographs include optional equipment.

Compact Models for Research Applications DR. SINTER LAB Series



Type		Compact systems	
Model name		SPS-511S	SPS-515S
Major Specifications	Max. sintering pressure	kN	
	z-axis stroke	mm	
	Max. pulse current output	A	
	Main machine dimensions	mm	
	Main machine weight	kg	

Standard Models for Research Applications



Type		Medium systems				
Model name		SPS-615	SPS-625	SPS-725	SPS-825	SPS-925
Major Specifications	Max. sintering pressure	kN				
	z-axis stroke	mm				
	Max. pulse current output	A				
	Main machine dimensions	mm				
	Main machine weight	kg				

※ The above photographs include optional equipment.